

## MODEL LESSON PLAN - HISTORY

Name of the Student Teacher : x xxxxxxxx  
Name of the Guide Teacher : x xxxxxxxxx, M.A., B.Ed.  
Name of the School : St. Charles Hr. Sec. School, Thirunagar, Madurai.  
Date :  
Class / Sec : IX 'B'  
Subject : Social Science - History  
Unit / Chapter : II  
Topic : Ancient Civilisations  
Time : 40 minutes

### Instructional Objectives:

The Student,

- ❖ mentions the distinctions of urban societies in ancient civilization
- ❖ defines civilization by different historians
- ❖ explains the ancient civilizations of the world
- ❖ list outs the Important early civilization
- ❖ illustrates early achievements of the Egyptian civilization
- ❖ identifies location, and boundaries of Egypt.
- ❖ appraises natural feature of Nile River
- ❖ combines Pharaohs, Society and administration of Egypt
- ❖ compares and Contrast Egypt and Mesopotamia civilization
- ❖ summarizes the ancient civilization

### Instructional resources required:

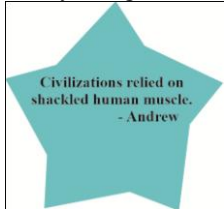

1. Flashcards of civilization definitions
2. Picture chart of a world map
3. Flashcards of important early civilizations
4. A table top picture of the monumental architecture and crafts of Egyptian civilization
5. A map of the irrigation system in Egypt
6. A table chart of the differences between Egypt and Mesopotamia
7. A table chart of Egypt and Mesopotamia differences

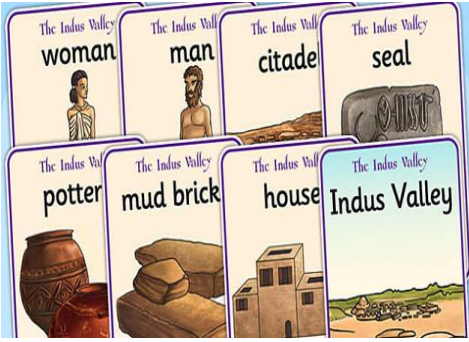

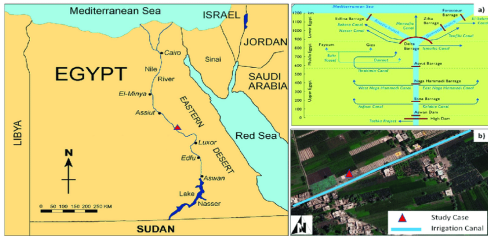
**Previous Knowledge of learners:**

The Teacher asks few questions regarding culture, agriculture tool, occupation of Palaeolithic people and characteristics of Palaeolithic culture and to bring out the previous Knowledge of the student about civilization.

Pupils answer the following questions:

- What do you mean by culture?
- Which kinds of tools were used in early agriculture?
- Why hunter-gathers moved from place to place?
- What was the main occupation of Palaeolithic (Old Stone Age) people??
- What are some key characteristics of Palaeolithic culture?

Content / Concept	Specification of behavioral Objectives	Learning Experiences	Evaluation
<p><b>Distinctions of Urban Societies</b> The term "civilization" distinguishes them from earlier societies, though not implying superiority, as each culture had unique features.</p>	mentions	<p>The teacher mentions that the Urban societies were more organized than early hunter-gatherer and Neolithic farming societies, featuring social stratification, well-planned cities, various crafts, trade, science and technology, and political organizations. The term "civilization" distinguishes them from earlier societies. And the student tries to store the information in his mind.</p>	<p>What term is used to distinguish urban societies from early hunter-gatherer and Neolithic farming societies?</p>
<p><b>Civilizations of Definition</b> Civilization is seen as an advanced, organized way of life. Civilizations relied on shackled human muscle. - <b>Andrew</b></p>	defines	<p>The teacher defines that the Civilisation is seen as an advanced, organised way of life and relied on shackled human muscle. It instilled a way of life that could be considered as an adaptation to particular environmental and cultural contexts by using <u>Flash Card</u>.</p> <div style="text-align: center;">  </div>	<p>Define civilization.</p>
<p><b>Ancient Civilizations</b> Early civilizations developed with the construction of large buildings, the creation of writing systems, and advancements in science and technology, all of which improved society.</p>	explains	<p>The teacher explain that, the civilisations began to take shape, huge buildings were built, the art of writing developed and science and technology contributed to the betterment of society by using world map and the students' looks the map with interest.</p> <div style="text-align: center;">  </div>	<p>What were some key developments that marked the rise of early civilizations?</p>
<b>Important early civilization</b>		<p>The teacher, list outs Egyptian, the Mesopotamian, the Chinese and the Indus were the important early</p>	<p>What are the important early</p>

<p>1.Mesopotamian, 2.The Chinese and 3. The Indus</p>	<p>list outs</p>	<p>civilisations by using by using <b>flash card</b>.</p> 	<p>civilizations?</p>
<p><b>"Early Achievements of the Egyptian Civilization:</b> Monumental Architecture, Agriculture, Arts, Sciences, and Crafts"</p>	<p>illustrates</p>	<p>The teacher illustrates the early important achievements of the Egyptian civilization, such as monumental architecture, agriculture, arts, sciences, and crafts, using a picture chart, and the students look at the chart with interest.</p> 	<p>What are some of the early important achievements of the Egyptian civilization?</p>
<p><b>Geographical Overview of Egypt</b> Location, and Boundaries.</p>	<p>identifies</p>	<p>The teacher identifies that Egypt lies in the north eastern corner of the African continent. It is bounded by the Red Sea on the east and the Mediterranean Sea on the north. Egypt is irrigated by the River Nile, as identified by using a map of the irrigation system in Egypt."</p> 	<p>Where is Egypt located in relation to the African continent?</p>
<p><b>Natural Feature of Nile River</b> South -Lake Victoria North – Mediterranean sea Civilization depends – Nile river Egypt – Gift of Nile</p>	<p>appraises</p>	<p>The teacher appraises Nile river which originates in Lake Victoria in the south and flows into the Mediterranean Sea in the north. Desserts are seen on both sides of the Nile River. The Egyptian civilisation depended solely upon the flow of Nile River, and hence Egypt was called the Gift of Nile by the Greek historian Herodotus. The Nile also served as a means of transport and the students are also appraises the features of Nile River.</p>	<p>Why was Egypt referred to as the "Gift of the Nile" by the Greek historian Herodotus?</p>
<p><b>Pharaohs, Society and Administration</b> <b>King</b> -Pharaoh, <b>Hierarchy</b>- Viziers, Governors, Meyers and Tax collector</p>		<p>The teacher combines details such as the Egyptian king being known as the Pharaoh, who was treated as a divine figure by the people. Under the Pharaoh, there was a hierarchy of officials, including viziers, governors of provinces, local mayors, and tax</p>	<p>What types of officials was part of the hierarchy under the Pharaoh?</p>

Social system - stone cutters, masons, potters, carpenters, coppersmiths and goldsmiths	combines	collectors. The entire social system was supported by the work and production of artisans, including stone cutters, masons, potters, carpenters, coppersmiths, goldsmiths, as well as peasants and workers and the students take notes with interest.																			
<p><b>Compare and Contrast Egypt and Mesopotamia civilization</b></p> <p>Both developed sophisticated civilizations around crucial waterways, with Egypt's government being highly centralized under a pharaoh, allowing for a unified administrative system and cohesive state policies.</p>	compares and differentiates	<p>The teacher compares and differentiates both Egypt and Mesopotamia developed into sophisticated civilizations, each cantered around crucial waterways. As well as differentiates Egypt and Mesopotamia by using Table chart.</p> <table border="1" data-bbox="692 555 1152 835"> <thead> <tr> <th>Aspect</th> <th>Egypt</th> <th>Mesopotamia</th> </tr> </thead> <tbody> <tr> <td>Geographical Development</td> <td>Developed around Nile River</td> <td>Developed between the Tigris and Euphrates rivers</td> </tr> <tr> <td>Main Ruler</td> <td>Pharaoh</td> <td>King</td> </tr> <tr> <td>Political structure</td> <td>Centralized government with a pharaoh</td> <td>Decentralized government with a king</td> </tr> <tr> <td>Social Structure</td> <td>Patriarchal; more lenient towards women</td> <td>Patriarchal; stricter towards women</td> </tr> <tr> <td>Government Characteristics</td> <td>Centralized, with a single ruler having extensive control</td> <td>Decentralized, with multiple rulers having varying degrees of control</td> </tr> </tbody> </table>	Aspect	Egypt	Mesopotamia	Geographical Development	Developed around Nile River	Developed between the Tigris and Euphrates rivers	Main Ruler	Pharaoh	King	Political structure	Centralized government with a pharaoh	Decentralized government with a king	Social Structure	Patriarchal; more lenient towards women	Patriarchal; stricter towards women	Government Characteristics	Centralized, with a single ruler having extensive control	Decentralized, with multiple rulers having varying degrees of control	Differentiates Egypt and Mesopotamia civilization
Aspect	Egypt	Mesopotamia																			
Geographical Development	Developed around Nile River	Developed between the Tigris and Euphrates rivers																			
Main Ruler	Pharaoh	King																			
Political structure	Centralized government with a pharaoh	Decentralized government with a king																			
Social Structure	Patriarchal; more lenient towards women	Patriarchal; stricter towards women																			
Government Characteristics	Centralized, with a single ruler having extensive control	Decentralized, with multiple rulers having varying degrees of control																			
<p><b>Important points of the topic</b></p> <p>Distinctions of Urban Societies Civilizations Definition Ancient Civilizations Important early civilization Early Achievements of the Egyptian Civilization Geographical Overview of Egypt Natural Feature of Nile River Pharaohs, Society and Administration Compare and Contrast Egypt and Mesopotamia civilization</p>	summarizes	The teacher summarizes important points such as distinctions of urban societies, the definition of civilization, ancient civilizations, the importance of early civilizations, early achievements of the Egyptian civilization, a geographical overview of Egypt, the natural features of the Nile River, Pharaohs, society and administration, and a comparison and contrast of Egyptian and Mesopotamian civilizations.	Briefly explain ancient civilization.																		

**Follow up activities:**

1. The Egyptians excelled in art and architecture illustrate?
2. Prepare a album of Arts and Amusement of Egypt civilization.

**Signature of the Guide Teacher**

**Signature of the Student Teacher**