

ST.CHARLES COLLEGE OF EDUCATION, MADURAI-06

MODEL LESSON PLAN – ENGLISH PROSE

Name of the Student Teacher :
Name of the School :
Class/Sec : VIII
Subject : English
Unit : V
Topic : Being safe (Prose)
Date :
Duration :

Instructional Objectives:

The Student

- Acquires the knowledge of the prose Being safe
- Comprehends the new words and its meaning
- Learns about the characters in the prose
- Reads the lesson with proper pronunciation, stress and intonation.
- Develops the skill of Listening, Speaking, Reading and Writing.
- Learns road safety, ground safety and home safety.
- Discusses on the theme of being safe in real life situations.
- Summarizes the content of the prose with simple sentences.

Instructional resources required:



- Chart - Prose introduction – Being Safe
- Book let - Characters in the prose
- Flash cards - Glossary
- Working model - Being safe
- PPT - Content of the prose
- Video clipping - Road safety
- OHP Sheet - Assignment




Previous Knowledge of learners:

The teacher asks few questions to motivate the students

- Do you like to travel?
- Is it safe to cross the road while vehicles are moving?
- When do the vehicles stop to allow the pedestrians to cross the road?
- What are the some of the road safety signals?
- Do you need safety rules at home also?

Concept/Content	Specification of behavioral Objectives	Learning Experiences	Evaluation
<p>Title of the prose: Being safe</p>	Introduces	<p>The teacher introduces the title of the prose and writes it on the black board.</p> <div style="text-align: center; border: 1px solid black; padding: 5px; width: fit-content; margin: 0 auto;"> <p>Being Safe</p> </div>	What is the title of the prose?
<p>Introduction:</p>	Explains	The teacher introduces the prose with the help of chart.	What is the

<p>Prasanth has just come to his grandparents' house for holidays. This news reaches his friends and they have to take him out for playing. Grandfather is very concerned; he gives some instructions and tips for their safety.</p>		<p>Being safe is the main focus of the prose. The prose highlights various safety measures that one should follow sincerely their daily lives.</p> <p>The lesson begins with Prasanth visiting the grandparents who live in Nagathi, a</p>	<p>main focus of the prose?</p>
<p>Characters:</p> <p>Grandpa – A retired Central Government employee</p> <p>Prasanth- Grandson</p> <p>Prasanth friends – Ravi, Jaffer, Peter, Gandhi, Mani, Murthy.</p>	<p>Learns</p>	<p>The teacher teaches the characters of the prose with the book let and the students learn them.</p> <div style="text-align: center;">  <p>Grandpa - A retired Central Government employee</p> <p>Prasanth</p>  <p>Friends</p> </div>	<p>Who are the characters in the prose?</p>
<p>Glossary:</p> <p>bifurcates (v) – divide into two separate parts</p> <p>amuses (v) – to make someone laugh or smile</p> <p>vacation (v) – holiday merges (v) – join together</p>	<p>Reads</p> <p>Illustrates</p> <p>Frames</p>	<p>The teacher teaches the new words and its meaning with the help of flash cards.</p> <p>The students learn the meaning and form new sentences with the new words.</p> <ul style="list-style-type: none"> ➤ Bifurcates ➤ Amuses ➤ Vacation 	<p>What is the meaning of the word bifurcate?</p>

		 <p>bifurcates (v) – divide into two separate parts</p> <ul style="list-style-type: none"> •At the end of the park, the road will bifurcate into two separate paths. •The river will bifurcate into two smaller streams just beyond the hill.  <p>amuses (v) – to make someone laugh or smile</p> <ul style="list-style-type: none"> •The clown's funny tricks and jokes always amuse the kids at the party. •Watching the playful puppies at the park can amuse anyone.  <p>vacation (v) – holiday merges (v) – join together</p> <ul style="list-style-type: none"> •We are going to the beach for our summer vacation. •I can't wait to visit my grandparents during the vacation. 	Amuses means -----
<p><u>Text book Page 120 : Reading</u></p> <p>Prasanth lives with his parents in Tiruchirappalli. In the summer, he always visits his grandparents in Nagathi, a river island in Thanjavur District. The river water bifurcates into two and merges again and forms this village. So, the village is ever green with mighty trees and beautiful landscapes. He always spends his vacation here, hanging out with his grandfather and his friends. His grandfather was a retired central government employee. So he has travelled to many parts of India. His knowledge always amuses him. Prasanth has just come to his grandparents. This news reaches his friends and they have to take him out for playing. Grandfather is very concerned; he gives some instructions and tips for their safety.</p>	narrates	<p>The teacher reads and explains the reading part of the prose with the help of chart.</p> <div style="background-color: #d4edda; padding: 10px;"> <p style="text-align: center;">Introduction</p> <ol style="list-style-type: none"> 1. Prasanth lives with his parents in Tiruchirappalli. 2. In the summer, he always visits his grandparents in Nagathi. 3. Nagathi is a river island in Thanjavur District. 4. The river water bifurcates into two and merges again to form this village. 5. The village is ever green with mighty trees and beautiful landscapes. 6. Prasanth always spends his vacation here. 7. He hangs out with his grandfather and his friends. 8. His grandfather is a retired central government employee. 9. His grandfather has traveled to many parts of India. 10. His grandfather's knowledge always amuses him. 11. Prasanth has just come to his grandparents' place. 12. His friends hear the news and want to take him out to play. 13. Grandfather is very concerned. 14. He gives some instructions and tips for their safety. </div>	Where does Prasanth live?

Section 1: Page 121 : Conversation

Sundar : Good afternoon grandpa, where is Prasanth?

Grandpa : Good afternoon children.

”

”

”

Gandhi : Grandpa, we will also walk, in a line one behind the other and not in groups.

Grandpa : Good, and never use a cell phone while walking on the road. Road safety rules are for our safety. We should follow it strictly.

Reads

The teacher reads the conversation from the ppt with the proper intonation, stress and pause and the students follow line by line.

Sundar : Good afternoon grandpa, where is Prasanth?

Grandpa : Good afternoon children.

Ravi : Can we take him out to play in the fields, grandpa?

Grandpa : Of course, but you should be very careful while walking on the roads and crossing it.

Peter : Yes grandpa, our teacher has taught us the rules of road safety. We always follow them strictly.

Grandpa : Good, When you walk on the road, which side of the road should you walk?

Jaffer : Grandpa, we should walk on our right hand side, against the traffic, so that we can see the vehicles coming.

Grandpa : Good. I am sure you know how to cross the road?

Mani : Yes grandpa, we should first look right, left and then again right, before we cross the road.


Gandhi : Grandpa, we will also walk, in a line one behind the other and not in groups.

Grandpa : Good, and never use a cell phone while walking on the road. Road safety rules are for our safety. We should follow it strictly



What did Ravi say to grandpa?

What did Jaffer say to grandpa regarding walking on the road?

<p><u>Road safety, ground safety and home safety:</u></p>	<p>Learns</p>	<p>The teachers a video clips of road safety, ground safety and home safety and the students learn them interestingly from the following YouTube</p> <p>https://youtu.be/ NeEF1fwT4k?si=iSuNrGNJYgrmvFsY</p> 	<p>What are few of the road safety measures?</p>
<p>Recall and Summarizes</p>	<p>Summarizes</p>	<p>The teacher recalls and summarizes the prose by asking few questions.</p> <ul style="list-style-type: none"> • What is the main focus of the prose? • What is the meaning of the word bifurcate? • What did Ravi say to grandpa? • Who are Prasanth's friends? 	

Follow up activities:

1. Write an essay on Safety Measures.
2. Collect the pictures of road safety signal

Name of the Guide Teacher

Name of the Student Teacher